

ALL NEW OPEL ASTRA

Price and Specification Guide | Ireland | APRIL 2024

[FIND OUT MORE](#)



OPEL 

ALL-NEW OPEL ASTRA

Customer Notice:

Dear customer,

The enclosed Price and Equipment Guide reflects Irish pricing and specification in normal circumstances.

Please be advised however, Opel is impacted by temporary challenges in the global supply chain, including certain component shortages. Unfortunately, in the first instance, this means some customers may experience significant delays to delivery.

In the second instance, due to the present production challenges, some options for models across the Opel range are unavailable until further notice. Furthermore, Opel may temporarily offer vehicles with substituted equipment or features in place of standard equipment, or may suspend features temporarily.

These are measures taken to secure production of vehicles for customers.

As information becomes available from our manufacturer and working with our partners in the Opel Dealer Network in Ireland, Opel Ireland will endeavour to keep customers up to date regarding the order status and equipment featured on their new vehicles.

ALL-NEW OPEL ASTRA

CONTENTS

DISCOVER THE ALL-NEW OPEL ASTRA.

The all-new Opel Astra has got attitude. With its sharp, distinctive look, muscular style and striking new Opel Vizor front face design, the Astra is a car you'll want to drive. Brilliant handling, advanced driver assistance technology, hybrid, petrol and diesel powertrains... it's all here. The all-new Opel Astra. It speaks for itself.

Range and prices

In-car technology and entertainment

Colours

Safety and security

Exterior styling and features

Technical Data

Comfort and convenience

Lighting and visibility

Interior styling and features

Trims, colours, wheels and tyres



E&OE APRIL 2024.

The content in this specification and price guide is for information purposes only. Our products are continually updated and changes may be made to the specifications at any time. If you require any specific feature, you must consult your authorised Opel Dealer who is regularly updated with any change in specification. Specifications are subject to change without notice. Images are used for illustrative purposes only. Vehicles illustrated may not necessarily reflect the correct specification. Contact your local Opel dealer for details.

ALL-NEW OPEL ASTRA RANGE PRICES

5-DOOR HATCHBACK	Transmission	Fuel Type	CO2 (WLTP)	Tax Band	Annual Road Tax €	RRSP* from €
SC						
1.2 110hp S/S	Petrol	6-speed manual	123	B1: 121 - 130	€200	€30,295
1.5 Turbo 130hp S/S	Diesel	8-speed automatic	127	B1: 121 - 130	€200	€37,295
Battery EV 156HP	Electric	Automatic	0	A0: 0	€120	€39,598**
ELEGANCE						
1.2 Turbo 110hp S/S	Petrol	6-speed manual	125	B1: 121 - 130	€200	€31,995
1.5 Turbo D 130PS S/S	Diesel	8-speed automatic	129	B1: 121 - 130	€200	€38,995
Battery EV 156HP	Electric	Automatic	0	A0:0	€120	€41,284**
GS						
1.2 Turbo 130PS	Petrol	6-speed manual	127	B1: 121 - 130	€200	€36,295
1.2 Turbo 130PS	Petrol	8-speed automatic	130	B1: 121 - 130	€200	€39,295
1.5 Turbo D 130PS	Diesel	8-speed automatic	130	B1: 121 - 130	€200	€41,795
Battery EV 156HP	Electric	Automatic	0	A0:0	€120	€43,993**
GSe PHEV 1.6 225ps	PHEV	8-speed automatic	18	A1: 1 - 50	€140	€50,895

*Recommended Retail Selling Price does not include Dealer delivery related charges, metallic paint or tyre recycling levy. RRSP price excludes the recommended cost of Pre-Delivery-Inspection, number plates and delivery to an Opel Dealer. Prices effective 17 APRIL 2024. E&OE APRIL 2024. Prices are subject to alteration or change without notice or obligation. **Inclusive of SEAI grant and VRT rebate.

YOUR NEW ASTRA IN DETAIL: SAFETY & SECURITY

SAFETY / SECURITY FEATURES	ICE + MHEV			BEV			PHEV
	SC	Elegance	GS	SC	ELEGANCE	GS	GSe 225ps
Adaptive Cruise Control	•	•	•				
Speed Limiter	•	•	•	•	•	•	•
Adaptive cruise control with Stop Start	Auto & MHEV	Auto & MHEV	Auto & MHEV	•	•	•	•
Lane Keep Assist	•	•	•	•	•	•	•
Automatic emergency braking with pedestrian detection	•	•	•	•	•	•	•
Traffic sign recognition	•	•	•	•	•	•	•
Driver attention alert system	•	•	•	•	•	•	•
Intelligent speed adaptation: proposes correct speed, approved by driver	•	•	•	•	•	•	•
Remote central locking: primary folding key + spare key	•	•	•	•	•	•	•
Keyless entry & start	•	•		•	•		•
Keyless entry & start with passive start			•			•	•
Electric parking brake	•	•	•	•	•	•	•
Hill Assist Control	•	•	•	•	•	•	•
ISOFIX Child seat fixings x 2: rear seats + 2 top tether	•	•	•	•	•	•	•
Puncture repair kit	•	•	•	•	•	•	•

ALL-NEW OPEL ASTRA

YOUR NEW ASTRA IN DETAIL: COMFORT & CONVENIENCE

COMFORT & CONVENIENCE	ICE + MHEV			BEV			PHEV
	SC	Elegance	GS	SC	ELEGANCE	GS	GSe 225ps
Artificial Leather, 3-Spoke, Flatbottom Steering Wheel	•	•		•	•	•	
Highlevel Leather, 3-spoke, flatbottom steering wheel		Auto & MHEV	•				•
Heated steering wheel		•	•		•	•	•
Electronic climate control: mono zone	•	•		•	•		
Electronic climate control: dual zone			•			•	•
Solar absorbing front, rear side and tailgate windows	•			•			
Electrically adjustable, manual folding heated door mirrors	•	•		•	•		
Electrically adjustable, power folding, heated door mirrors			•			•	•
Driver and front passenger comfort seats	•			•			
Driver sports AGR seats		•	•		•	•	
Driver and front passenger sports AGR seats							•
Heated front seats		•	•		•	•	•

ALL-NEW OPEL ASTRA

YOUR NEW ASTRA IN DETAIL: INTERIOR FEATURES

INTERIOR FEATURES	ICE +MHEV			BEV			PHEV
	SC	Elegance	GS	SC	ELEGANCE	GS	GSe 225ps
Driver and front passenger illuminated sunvisors with vanity mirror	•	•	•	•	•	•	•
Driver centre armrest		•	•	•	•	•	•
Split folding rear seat back: 1/3 + 2/3 fold back	•	•	•	•	•	•	•
Centre rear seat armrest and load-through facility			•			•	•
Trim Comfort Seats Edition	•	•		•	•		
Trim Cloth/Vinyl, Alcantara,AGR Drive & Co-Driver			•			•	
Jet black GSE Alcantara Suede + leather-effect performance seat trim							•
Alloy sporty pedals			Auto & MHEV			•	•
Luggage compartment shelf cover	•	•	•	•	•	•	•

ALL-NEW OPEL ASTRA

YOUR NEW ASTRA IN DETAIL: IN-CAR TECHNOLOGY

IN-CAR TECHNOLOGY	ICE +MHEV			BEV			PHEV
	SC	Elegance	GS	SC	ELEGANCE	GS	GSe 225ps
AM / FM / DAB digital radio	•	•	•	•	•	•	•
10" colour touchscreen with 10" digital driver instrument cluster	•	•		•	•		
Pure Panel Pro 10" colour touchscreen with 10" digital driver instrument cluster			•			•	•
Navigation							•
USB connectivity: USB x 1 type C	ICE	ICE					
USB connectivity: USB x 2 type C	MHEV	MHEV	•	•	•	•	•
Wireless charging		•	•		•	•	•
Six speakers	•	•	•	•	•	•	•

ALL-NEW OPEL ASTRA

YOUR NEW ASTRA IN DETAIL: EXTERIOR STYLING & FEATURES

EXTERIOR STYLING & FEATURES	ICE +MHEV			BEV			PHEV
	SC	Elegance	GS	SC	ELEGANCE	GS	GSe 225ps
GSE bumper Pack: black Opel logo + GSE Vizor frame / high gloss black Astra GSE rear badge							•
Black painted roof			•			•	•
16" Phantom silver alloy wheel Phantom	•						
17" Admiral alloy wheel, Diamond Cut Noir Onyx		•					
18" Pentagon bi-colour diamond cut alloy wheel			•				
18" Commodore diamond cut gloss black alloy wheels							•
18" Alloy Wheel Falcon Wheel Diamond Cut				•	•		
18" Alloy Wheel Falcon Wheel full onyx						•	
Towbar attachment provision	•	•	•				•
Anti-theft screws	•	•	•	•	•	•	•

ALL-NEW OPEL ASTRA

YOUR NEW ASTRA IN DETAIL: LIGHTING & VISIBILITY

LIGHTING & VISIBILITY	ICE + MHEV			BEV			PHEV
	SC	Elegance	GS	SC	ELEGANCE	GS	GSe 225ps
Eco LED daytime running lamps	•	•	•	•	•	•	•
Automatic LED high beam assist headlamp control	•	•		•	•	•	•
LED front fog lights	•	•	•	•	•	•	•
LED headlamps w/ Matrix AFL (with Matrix Lamp)			•				
Privacy dark tinted rear windows: rear side and tailgate		•	•		•	•	•
LED dome rear rear courtesy lamp	•	•	•	•	•	•	•
Interior ambient polychromatic lighting			•			•	•
Rain-sensitive windscreen wipers	•	•	•	•	•	•	•
Anti-dazzle rear view mirror	ICE	ICE		•	•		
Frameless electrochrome anti-dazzle rear view mirror	MHEV	MHEV	•			•	•
Front and rear parking distance sensors	•			•			
Park Assist front and rear with 180 rear view camera		•			•		
Park Assist front and rear with 360 degree panoramic camera			•			•	•
Illuminated load compartment + LED glovebox	•	•	•	•	•	•	•
Illuminated load compartment + LED glovebox	•	•	•	•	•	•	•

CHOOSE YOUR TRIM*



SC: Comfort Seats Edition Trim



GS: Jet black Alcantara Suede leather effect trim.



GSe: GSe Alcantara Suede performance trim.

CHOOSE YOUR TRIM	ICE + MHEV			BEV			PHEV
	SC	Elegance	GS	SC	ELEGANCE	GS	GSe 225ps
Comfort Seats Edition Trim	.	.					
Jet black Alcantara Suede leather effect trim			
GSe Alcantara Suede performance trim							.

ALL-NEW OPEL ASTRA

CHOOSE YOUR EXTERIOR COLOUR



Yellow Amber
Solid paint



Jade White
Metallic paint*



Artense Grey
Metallic paint*



Perla Black
Metallic paint*



Crystal Silver
Metallic paint*









Vertigo Blue
Premium paint*



Hot Red
Premium paint*

E&OE APRIL 2024. Images shown for illustration purposes only. Please discuss colours available with your local Opel Dealer. *Premium, Metallic and Brilliant paint optional at extra cost. Solid paint at no optional extra cost. Due to the limitations of the printing process, the colours reproduced may vary slightly from the actual paint colour and trim material. As a result, they should be used as a guide only. Your Opel dealer has a comprehensive display of paint finishes.

CHOOSE YOUR WHEELS & TYRES

WHEELS		ICE MHEV			BEV			PHEV 225PS
		SC	Elegance	GS	SC	ELEGANCE	GS	GSe
	16" Phantom silver alloy wheel <ul style="list-style-type: none"> • 205 / 55 R 16 tyres • Emergency tyre inflation kit (in lieu of spare wheel) 	.						
	17" Admiral black alloy wheel <ul style="list-style-type: none"> • 225 / 45 R 17 tyres • Emergency tyre inflation kit (in lieu of spare wheel) 		.					
	18" Pentagon bi-colour diamond cut alloy wheel <ul style="list-style-type: none"> • 225 / 40 R 18 tyres • Emergency tyre inflation kit (in lieu of spare wheel) 			.				
	18" Commodore diamond cut gloss black alloy wheel <ul style="list-style-type: none"> • 225 / 40 R 18 tyres • Emergency tyre inflation kit (in lieu of spare wheel) 							.
	18" Falcon diamond cut alloy wheel <ul style="list-style-type: none"> • 225 / 40 R 18 tyres • Emergency tyre inflation kit (in lieu of spare wheel) 				.	.		
	18" Falcon full onyx alloy wheel <ul style="list-style-type: none"> • 225 / 40 R 18 tyres • Emergency tyre inflation kit (in lieu of spare wheel) 						.	

Spare wheel kit available as aftermarket optional extra. Please consult your local Opel Dealer.

ALL-NEW OPEL ASTRA

ENGINES: PERFORMANCE, FUEL ECONOMY AND EMISSIONS

	1.2 110BHP START STOP	1.2 130BHP TURBO START STOP	1.2 136BHP Turbo Hybrid e-DCT6 Auto	1.5 130BHP TURBO START STOP	1.6 180hp Plug-in hybrid	1.6 225hp Plug-in hybrid
Capacity	1199cc	1199cc	1199cc	1499cc	1599cc	1599cc
Maximum power	110bhp (81kW) @ 5500rpm	130bhp (96kW) @ 5500rpm	136PS (100kW) @ 5500rpm	130bhp (96kW) @ 3750rpm	180PS (133kW) @ 6000rpm	225PS (165kW) @ 6000rpm
Maximum torque	205Nm (87 lb.ft.) @ 1750rpm	230Nm (169 lb.ft.) @ 1750rpm	230Nm (169lb.ft.) @ 1750rpm	300Nm (221 lb.ft.) @ 1750rpm	250Nm (184lb.ft.) @ 1750rpm	250Nm (184lb.ft.) @ 1750rpm
Configuration	3 cylinders, 4 valves per cylinder, double overhead camshafts	3 cylinders, 4 valves per cylinder, double overhead camshafts	3 cylinders, 4 valves per cylinder, double overhead camshafts	4 cylinders, 4 valves per cylinder, double overhead camshafts	4 cylinders, 4 valves per cylinder, double overhead camshafts	4 cylinders, 4 valves per cylinder, double overhead camshafts
Transmission	6-speed manual	8-speed automatic	6-speed automatic	6-speed manual	8-speed automatic	8-speed automatic
Fuel / induction system	Turbocharger with Variable Valve Timing (VVT). Spark ignited direct fuel injection (SID).	Turbocharger with Variable Valve Timing (VVT). Spark ignited direct fuel injection (SID).	Turbocharger. Variable Valve Timing. Common rail direct injection	Turbocharger. Direct fuel injection	Turbocharger. Variable Valve Timing. Common rail direct injection	Turbocharger. Variable Valve Timing. Common rail direct injection
Fuel tank capacity	52 litres	52 litres	45 litres	52 litres (13 litres Adblue)	42 litres	42 litres
Emission compliance	EURO 6d (6.3)	EURO 6d (6.3)	Euro 6d (6.4)	EURO 6d (6.3)	Euro 6d (6.3)	Euro 6.4
Service interval	20,000km or 1-year (whichever occurs soonest)	20,000km or 1-year (whichever occurs soonest)	20,000km or 1-year (whichever occurs soonest)	30,000km or 1-year (whichever occurs soonest)	30,000km or 1-year (whichever occurs soonest)	30,000km or 1-year (whichever occurs soonest)
Steering	Power-assisted steering					
Brakes	• Electronic Stability Programme (ESP) • Anti-lock Braking System (ABS) • Electronic Brake Force Distribution (EBFD) • Cornering Brake Control • Traction Control • Engine drag torque control • Hill Start Assist • Rollover Mitigation					
Maximum speed (km/hr)	199	210	208	209	225	235
Acceleration (0 - 100km/hr)	10.5	9.7	9.3	10.6	7.7	7.5
Fuel economy (l/100km)* Combined low: high	5.5: 5.5	5.6: 5.7	5.0:4.7	4.5: 4.6	1.0:1.1	1.0:1.1
CO2 emissions (g/km)* Combined low: high	123: 124	126: 129	112:106	118: 121	23:24	24:25
WEIGHTS						
Gross Vehicle Weight (KG)	1820	1880	1990	1920	2150	2170

E & OE APRIL 2024. *Fuel consumption figures are determined according to the WLTP test cycle. The fuel consumption you achieve under real life driving conditions and CO2 produced will depend upon a number of factors, including the accessories fitted after registration, variations in driving styles, weather conditions and vehicle load. Only compare fuel consumption and CO2 with other vehicles tested using the same technical procedures. For more information contact your local Opel Dealer. All diesel models feature BlueInjection. Vehicles with BlueInjection technology will need regular AdBlue® top-ups also between servicing requirements. An indicator integrated into the on-board computer will warn you when you need to top up. More information see www.opel.ie/adblue. In accordance with regulations R (EC) No. 715/2007 and R (EC) No. 692/2008 (in the versions respectively applicable).

Single-speed electronic drive selector

As the motor is an all-electric single-speed drive unit, there is no need for multiple gears. Instead, the shifter lets the driver select from the following:

- Park · Reverse · Neutral · Drive
- Braking (for increased regenerative braking)

Drive mode selector

The driver can determine the driving style by selecting one of the following modes:

- **Normal:** for a balanced drive that offers a compromise between performance and energy efficiency
- **Sport:** for a dynamic drive with a responsive throttle and the highest top speed and torque
- **ECO:** for maximum range and energy efficiency. The ECO mode deactivates all unnecessary energy-consuming features and reduces the top speed, torque and overall performance



Drivetrain - Electric	
CO2 Emissions	0g/km
Maximum power	115kW (156PS)
Maximum torque	270Nm (199 lb.ft.) @ 1750rpm
Acceleration (0-100km/h)	9.2 seconds
Maximum speed	168km/h
Transmission	All-electric single-speed drive unit
Service Interval	Initial inspection at 8,000 miles/1 year (whichever comes sooner). Thereafter 16,000 miles/2 years (whichever comes sooner)
Battery Capacity	54kWh
AC on-board charger speed	11kW
WLTP	400-405 KM
Energy consumption (WLTP)	14.8kWh/100km
Battery warranty	3 years/100,000KM/70% Capacity
Charging Supply	
AC Current - Domestic 3 pin socket (2.3kW)	26h 25m
AC Current - Home wallbox/public charger (2.3kW)	8h
AC Current - Public charger (11kW)	5h 45m
DC Current - Rapid charger (100kW)	26m (20-80%)
Charging cables	
Mode 3, 3-phase 22kW cable	Standard

The Astra Electric is a battery electric vehicle requiring mains electricity for charging. Range data given has been determined according to WLTP test procedure methodology. The figures shown are intended for comparability purposes only and should only be compared to other cars tested to the same technical standard. The range you achieve under real world driving conditions will depend upon a number of factors, including but not limited to: the accessories fitted (pre and post registration); charging frequency; personal driving style; vehicle load and route characteristics; variations in weather; heating/air conditioning; pre-conditioning and battery condition. For more information, contact your local Opel Dealer. EAER = Equivalent All Electric Range. *WLTP preliminary.

ALL-NEW OPEL ASTRA

DIMENSIONS AND CAPACITIES

EXTERIOR DIMENSIONS (mm)	
Maximum length	4374
Front track width	1551 - 1559
Rear track width	1546 - 1554
Maximum height	1441
Maximum width (inc door mirrors open)	2062
Maximum width (door mirrors folded)	1860
LOADSPACE DIMENSIONS (mm)	
Maximum length (behind rear seats)	795
Maximum length (rear seats folded)	1589
Maximum width	1020
Maximum height	526
Loading sill height	599
LUGGAGE CAPACITIES (litres)	
Rear seats up (under luggage compartment cover)	422
Rear seats folded (to roof)	1339

